


# Applying Percents: Finding the Whole



In 1 through 4, use the number lines and write a proportion to solve.

1. 10% of what number is 30?




\_\_\_\_\_

2. 150% of what number is 75?



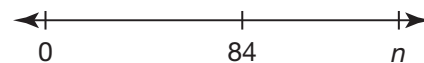
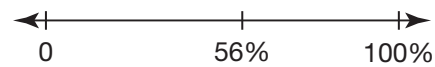
\_\_\_\_\_

3. 70% of what number is 280?



\_\_\_\_\_

4. 56% of what number is 84?



\_\_\_\_\_

For 5 through 8, find each whole.

5. 60% of what number is 12?

\_\_\_\_\_

6. 100% of what number is 61?

\_\_\_\_\_

7. 40% of what number is 5?

\_\_\_\_\_

8. 14% of what number is 7?

\_\_\_\_\_

9. Only 5% of the total attendees for a concert have arrived.

If 105 people have arrived, how many attendees are expected?

**A** 2,100

**B** 2,025

**C** 1,950

**D** 1,800

10. **Writing to Explain** You want to solve 11% of what number is 22. Explain how you can do this using a proportion

\_\_\_\_\_

\_\_\_\_\_

\_\_\_\_\_