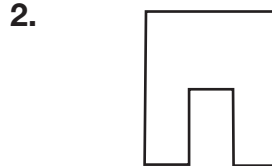
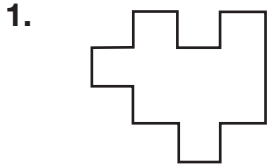


Problem Solving: Use Objects

Fit two pentominoes together to create each shape. Draw the pentominoes used in each figure.



3. What is the area in square units of each figure you made in Problems 1 and 2?

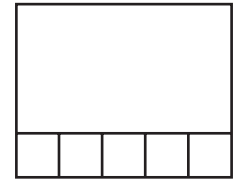
4. Tessa used pentominoes to make this rectangle. The I pentomino is shown. What is the area of the rectangle in square units?

A 5 square units

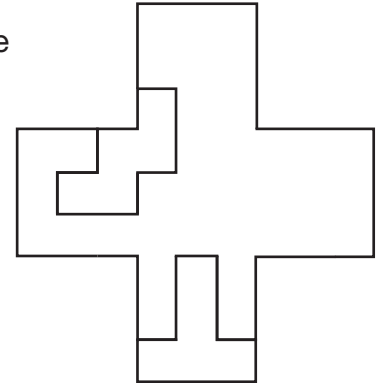
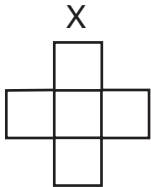
C 20 square units

B 6 square units

D 25 square units



5. Use nine pentominoes to make a figure that is three times the size of the pentomino below. Two pentominoes have been placed to get you started. Write the perimeter and the area of both figures.



A = _____ P = _____ A = _____ P = _____

6. **Writing to Explain** Circle the pentominoes. Explain why any figures are not pentominoes.

